

2020 UNISAVER NEW ZEALAND INVESTMENT UPDATE UNISTEPS (AGE 54)

For the year ended 31 December 2020



This update was first made publicly available on 25 March 2021.

What is the purpose of this update?

This document tells you how UniSteps (age 54) has performed and what fees were charged. The document will help you to compare the investment option with other investment options. UniSaver Limited prepared this update in accordance with the Financial Markets Conduct Act 2013. This information is not audited and may be updated.

Description of this investment option

With UniSteps, the mix of growth and income assets changes automatically as you get older. UniSteps uses three investment options – Growth, Balanced and Conservative – to transition your savings from predominantly growth assets to predominantly income assets over time. Up until age 45, all of your savings are invested in Growth. From then, the percentage of growth assets is reduced gradually on 1 November each year, depending on your age at that date. At age 54, your savings are invested as follows: 4% Growth and 96% Balanced.

Total value of the investment option	\$1,222,606
Number of investors in the investment option	21
The date the investment option started	1 November 2017

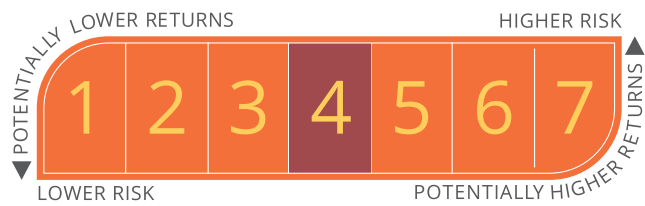
What are the risks of investing?

The risk indicator is rated from 1 (low) to 7 (high). The rating reflects how much the value of the investment option's assets goes up and down. A higher risk generally means higher potential returns over time but more ups and downs along the way.

To help you clarify your own attitude to risk, you can seek financial advice or work out your risk profile at www.unisaver.co.nz. Look for Risk Profiler under 'I'm a member > Resources'.

Note that even the lowest category does not mean a risk-free investment, and there are other risks that are not captured by this rating. This risk indicator is not a guarantee of an investment option's future performance. The risk indicator is based on the returns data for the past 5 years. While risk indicators are usually relatively stable, they do shift from time to time. The risk indicator will continue to be updated in future investment updates.

See the [product disclosure statement \(PDS\)](#) for more information about the risks associated with investing in this investment option.



RISK INDICATOR FOR UNISTEPS (AGE 54)

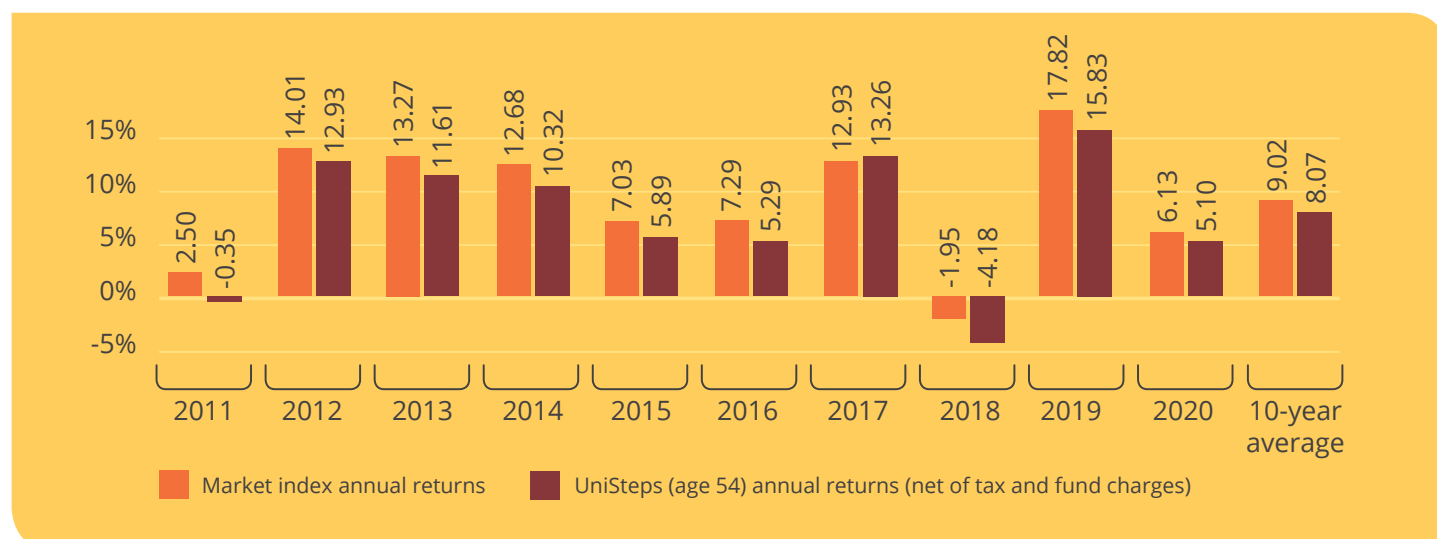
How has the investment option performed?¹

	Average over past 5 years	Past year
Annual return (after deductions for charges and tax)	7.13%	5.10%
Annual return (after deductions for charges but before tax)	8.04%	6.57%
Market index annual return (reflects no deduction for charges and tax)	8.24%	6.13%

The market index annual return is based on the returns of a composite index. The composite index is made up of the individual asset class benchmark indices used to measure the performance of each underlying fund/asset class into which the investment option invests. Accordingly, the market index annual return for the investment option is a composite return, calculated using the weighted average return of the benchmark indices used to measure the performance of the underlying funds/assets into which the investment option invests. The weighting for each benchmark within the composite is equal to the strategic asset allocation weighting for that asset class. This market index return provides a relative measure of the investment option's performance.

Further information about the market index is available on the offer register at www.disclose-register.companiesoffice.govt.nz.

Annual return graph



This shows the return after fund charges and tax for each year ending 31 December for each of the last 10 years ending 31 December. The last bar shows the average annual return for the last 10 years, up to 31 December 2020.

Important: This does not tell you how the fund will perform in the future.

What fees are investors charged?

Investors in UniSteps (age 54) are charged fund charges. In the year to 31 December 2020, these were:

	% of net asset value
Total fund charges	0.68%
Which are made up of:	
Total management and administration charges	0.68%
Including:	
Manager's basic fee	0.00%
Other management and administration charges	0.68%
Total performance-based fees	0.00%
Dollar amount per investor or description of how charge is calculated	
Other charges	
Administration fee	\$52.32 per annum (retained members only)

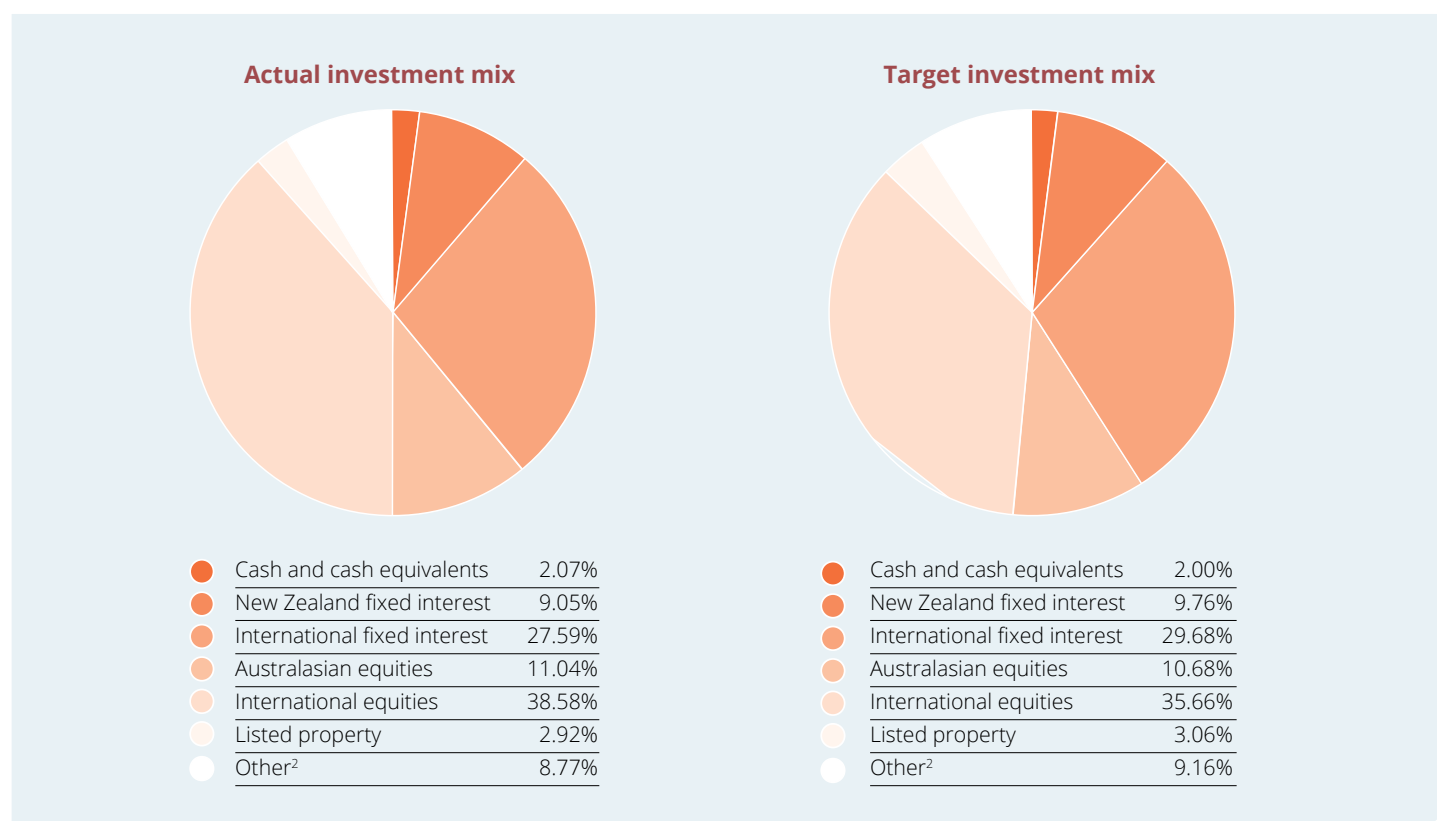
Investors may also be charged individual action fees for specific actions or decisions (for example, withdrawing from or switching funds). See [Section 5 of the other material information](#) document on the offer register at www.disclose-register.companiesoffice.govt.nz for more information about those fees. Small differences in fees and charges can have a big impact on your investment over the long term.

Example of how this applies to an investor

Mary had \$10,000 in the investment option at the start of the year and did not make any further contributions. At the end of the year, Mary received a return after fund charges were deducted of \$657 (that is 6.57% of her initial \$10,000). This gives Mary a total return after tax of \$510 for the year.

What does the investment option invest in?

This shows the types of assets that the investment option invests in.



Top 10 investments

Asset name	% of fund net assets	Type	Country	Credit rating
ANZ Wholesale Cash Fund	2.07%	Cash and cash equivalents	New Zealand	
Fisher & Paykel Healthcare Limited	1.51%	Australasian equities	New Zealand	
New Zealand Dollar Cash	1.45%	Cash and cash equivalents	New Zealand	
Australian Dollar Cash	1.29%	Cash and cash equivalents	Australia	
Taiwan Semiconductor Manufacturing	1.10%	International equities	Taiwan	
A2 Milk Company Limited	0.80%	Australasian equities	New Zealand	
Samsung Electronics Co Limited	0.79%	International equities	South Korea	
Spark New Zealand Limited	0.75%	Australasian equities	New Zealand	
NZGB 3.5% 14/04/2033	0.71%	New Zealand fixed interest	New Zealand	AA
Mainfreight Limited	0.68%	Australasian equities	New Zealand	

The total value of the above 10 individual assets is 11.16% of the net asset value of the investment option.

The investment option's exposure to international fixed interest, international high yield, international listed property and international listed infrastructure is 100% hedged to the New Zealand dollar (NZ\$). International equities exposure was transitioned from 100% NZ\$ hedged to 50% NZ\$ hedged and 50% unhedged between 30 June 2020 and 31 December 2020.

Key personnel

Name	Current position	Time in current position	Previous or other current position (if relevant)	Time in previous or other position
Adrienne Cleland	Board member of UniSaver Limited	12 years 0 months		
Carolyn Dimond	Board member of UniSaver Limited	5 years 6 months		
Sarah Graydon	Board member of UniSaver Limited (and licensed independent trustee)	1 year 6 months	Scheme trustee (various) (current position)	10 years 0 months
Ian Russon	Board member of UniSaver Limited	4 years 0 months	UniSaver licensed independent trustee	1 year 8 months
Alister Van der Maas	Managing Director, Russell Investments	9 years 8 months	Director, Deutsche Bank, London	3 years 0 months

Further information

You can also obtain this information, the PDS for UniSaver New Zealand and some additional information from the offer register at www.disclose-register.companiesoffice.govt.nz.

Notes

¹ The returns information for UniSteps (age 54) is based on the returns of Growth and Balanced, which are the base investment options for UniSteps (age 54).

² This includes investments in international high yield bonds and international listed infrastructure.