

# 2020 UNISAVER NEW ZEALAND FUND UPDATE GROWTH

For the year ended 31 December 2020



This update was first made publicly available on 25 March 2021.

## What is the purpose of this update?

This document tells you how Growth has performed and what fees were charged. The document will help you to compare the fund with other funds. UniSaver Limited prepared this update in accordance with the Financial Markets Conduct Act 2013. This information is not audited and may be updated.

## Description of this fund

Growth invests predominantly in growth assets (Australasian and international shares, global listed property and global listed infrastructure) with a smaller percentage in income assets. Its principal objective is to achieve returns of 2.75% above inflation over rolling 10-year periods while keeping the risk of a member losing more than 20% after inflation in any one year reasonably small.

Total value of the fund	\$346,694,463
Number of investors in the fund	5,800
The date the fund started	1 October 2004

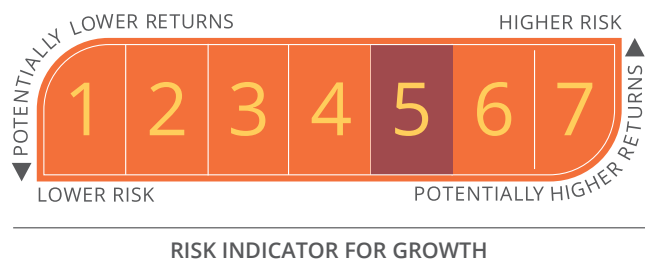
## What are the risks of investing?

The risk indicator is rated from 1 (low) to 7 (high). The rating reflects how much the value of the fund's assets goes up and down. A higher risk generally means higher potential returns over time but more ups and downs along the way.

To help you clarify your own attitude to risk, you can seek financial advice or work out your risk profile at [www.unisaver.co.nz](http://www.unisaver.co.nz). Look for Risk Profiler under 'I'm a member > Resources'.

Note that even the lowest category does not mean a risk-free investment, and there are other risks that are not captured by this rating. This risk indicator is not a guarantee of a fund's future performance. The risk indicator is based on the returns data for the past 5 years. While risk indicators are usually relatively stable, they do shift from time to time. The risk indicator will continue to be updated in future fund updates.

See the [product disclosure statement](#) (PDS) for more information about the risks associated with investing in this fund.



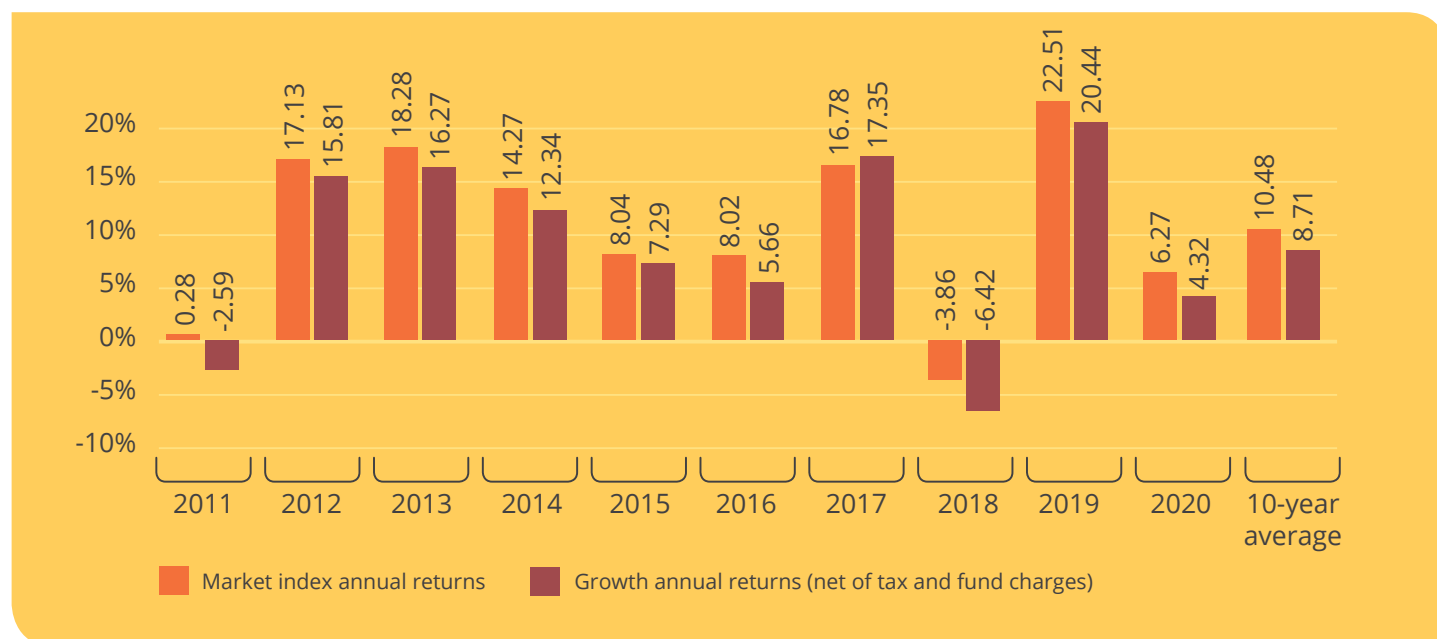
## How has the fund performed?

	Average over past 5 years	Past year
Annual return (after deductions for charges and tax)	7.83%	4.32%
Annual return (after deductions for charges but before tax)	8.93%	5.58%
Market index annual return (reflects no deduction for charges and tax)	9.57%	6.27%

The market index annual return is based on the returns of a composite index. The composite index is made up of the individual asset class benchmark indices used to measure the performance of each underlying fund/asset class into which the fund invests. Accordingly, the market index annual return for the fund is a composite return, calculated using the weighted average return of the benchmark indices used to measure the performance of the underlying funds/assets into which the fund invests. The weighting for each benchmark within the composite is equal to the strategic asset allocation weighting for that asset class. This market index return provides a relative measure of the fund's performance.

Further information about the market index is available on the offer register at [www.disclose-register.companiesoffice.govt.nz](http://www.disclose-register.companiesoffice.govt.nz).

## Annual return graph



This shows the return after fund charges and tax for each year ending 31 December for each of the last 10 years ending 31 December. The last bar shows the average annual return for the last 10 years, up to 31 December 2020.

**Important: This does not tell you how the fund will perform in the future.**

## What fees are investors charged?

Investors in Growth are charged fund charges. In the year to 31 December 2020, these were:

	% of net asset value
<b>Total fund charges</b>	0.74%
Which are made up of:	
<b>Total management and administration charges</b>	0.74%
Including:	
Manager's basic fee	0.00%
Other management and administration charges	0.74%
<b>Total performance-based fees</b>	0.00%
<b>Dollar amount per investor or description of how charge is calculated</b>	
<b>Other charges</b>	
Administration fee	\$52.32 per annum (retained members only)

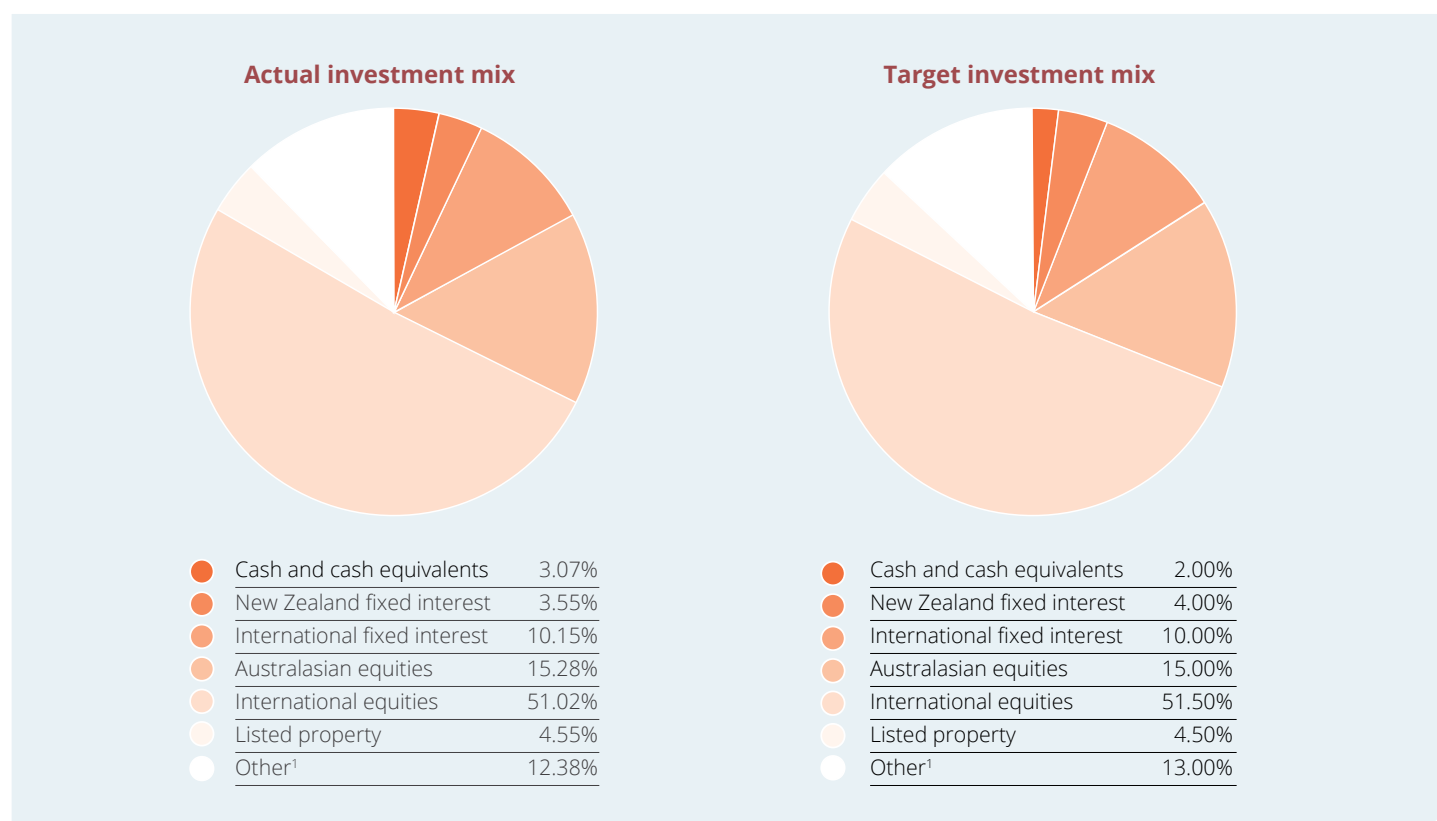
Investors may also be charged individual action fees for specific actions or decisions (for example, withdrawing from or switching funds). See [Section 5 of the other material information](#) document on the offer register at [www.disclose-register.companiesoffice.govt.nz](http://www.disclose-register.companiesoffice.govt.nz) for more information about those fees. Small differences in fees and charges can have a big impact on your investment over the long term.

## Example of how this applies to an investor

Mary had \$10,000 in the fund at the start of the year and did not make any further contributions. At the end of the year, Mary received a return after fund charges were deducted of \$558 (that is 5.58% of her initial \$10,000). This gives Mary a total return after tax of \$432 for the year.

## What does the fund invest in?

This shows the types of assets that the fund invests in.



## Top 10 investments

Asset name	% of fund net assets	Type	Country	Credit rating
ANZ Wholesale Cash Fund	3.07%	Cash and cash equivalents	New Zealand	
Fisher & Paykel Healthcare Limited	2.10%	Australasian equities	New Zealand	
Australian Dollar Cash	1.70%	Cash and cash equivalents	Australia	
Taiwan Semiconductor Manufacturing	1.46%	International equities	Taiwan	
A2 Milk Company Limited	1.11%	Australasian equities	New Zealand	
Samsung Electronics Co Limited	1.05%	International equities	South Korea	
Spark New Zealand Limited	1.04%	Australasian equities	New Zealand	
Mainfreight Limited	0.94%	Australasian equities	New Zealand	
Auckland International Airport Limited	0.84%	Australasian equities	New Zealand	
Meridian Energy Limited	0.83%	Australasian equities	New Zealand	

The total value of the above 10 individual assets is 14.14% of the net asset value of the fund.

The fund's exposure to international fixed interest, international high yield, international listed property and international listed infrastructure is 100% hedged to the New Zealand dollar (NZ\$). International equities exposure was transitioned from 100% NZ\$ hedged to 50% NZ\$ hedged and 50% unhedged between 30 June 2020 and 31 December 2020.

## Key personnel

Name	Current position	Time in current position	Previous or other current position (if relevant)	Time in previous or other position
Adrienne Cleland	Board member of UniSaver Limited	12 years 0 months		
Carolyn Dimond	Board member of UniSaver Limited	5 years 6 months		
Sarah Graydon	Board member of UniSaver Limited (and licensed independent trustee)	1 year 6 months	Scheme trustee (various) (current position)	10 years 0 months
Ian Russon	Board member of UniSaver Limited	4 years 0 months	UniSaver licensed independent trustee	1 year 8 months
Alister Van der Maas	Managing Director, Russell Investments	9 years 8 months	Director, Deutsche Bank, London	3 years 0 months

## Further information

You can also obtain this information, the PDS for UniSaver New Zealand and some additional information from the offer register at [www.disclose-register.companiesoffice.govt.nz](http://www.disclose-register.companiesoffice.govt.nz).

## Notes

<sup>1</sup> This includes investments in international high yield bonds and international listed infrastructure.