

2019 UNISAVER NEW ZEALAND FUND UPDATE BALANCED

For the year ended 31 December 2019



This update was first made publicly available on 22 October 2020.

This is a replacement fund update. It replaces the 31 December 2019 Balanced fund update first made publicly available on 27 March 2020. The total fund charges for the scheme year set out under the heading 'What fees are investors charged?' have been corrected. The correct total fund charge is 0.69%, which replaced the previously disclosed total fund charge of 0.61%. As a consequence of that correction, the annual returns (after deductions for charges but before tax) stated in the table under the heading 'How has the fund performed' have been recalculated and the fees example under the heading 'Example of how this applies to an investor' has been adjusted to reflect the correct annual returns that applied to an investor for the scheme year ended 31 December 2019.

What is the purpose of this update?

This document tells you how Balanced has performed and what fees were charged. The document will help you to compare the fund with other funds. UniSaver Limited prepared this update in accordance with the Financial Markets Conduct Act 2013. This information is not audited and may be updated.

Description of this fund

Balanced is a balanced investment option with a slight emphasis on growth assets. Its principal objective is to achieve returns of 2.25% above inflation over rolling 7-year periods while keeping the risk of a member losing more than 15% after inflation in any one year reasonably small.

Total value of the fund	\$757,566,386
Number of investors in the fund	7,303
The date the fund started	1 March 1993

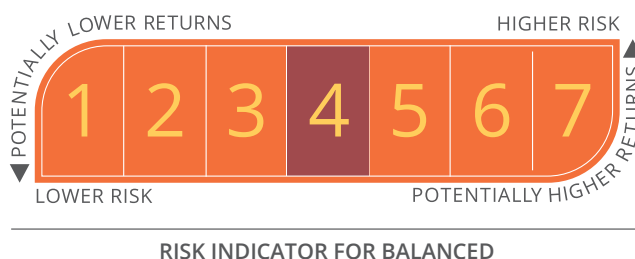
What are the risks of investing?

The risk indicator is rated from 1 (low) to 7 (high). The rating reflects how much the value of the fund's assets goes up and down. A higher risk generally means higher potential returns over time but more ups and downs along the way.

To help you clarify your own attitude to risk, you can seek financial advice or work out your risk profile at www.sorted.org.nz/tools/investor-kickstarter.

Note that even the lowest category does not mean a risk-free investment, and there are other risks that are not captured by this rating. This risk indicator is not a guarantee of a fund's future performance. The risk indicator is based on the returns data for the past 5 years. While risk indicators are usually relatively stable, they do shift from time to time. The risk indicator will continue to be updated in future fund updates.

See the [product disclosure statement](#) (PDS) for more information about the risks associated with investing in this fund.



RISK INDICATOR FOR BALANCED

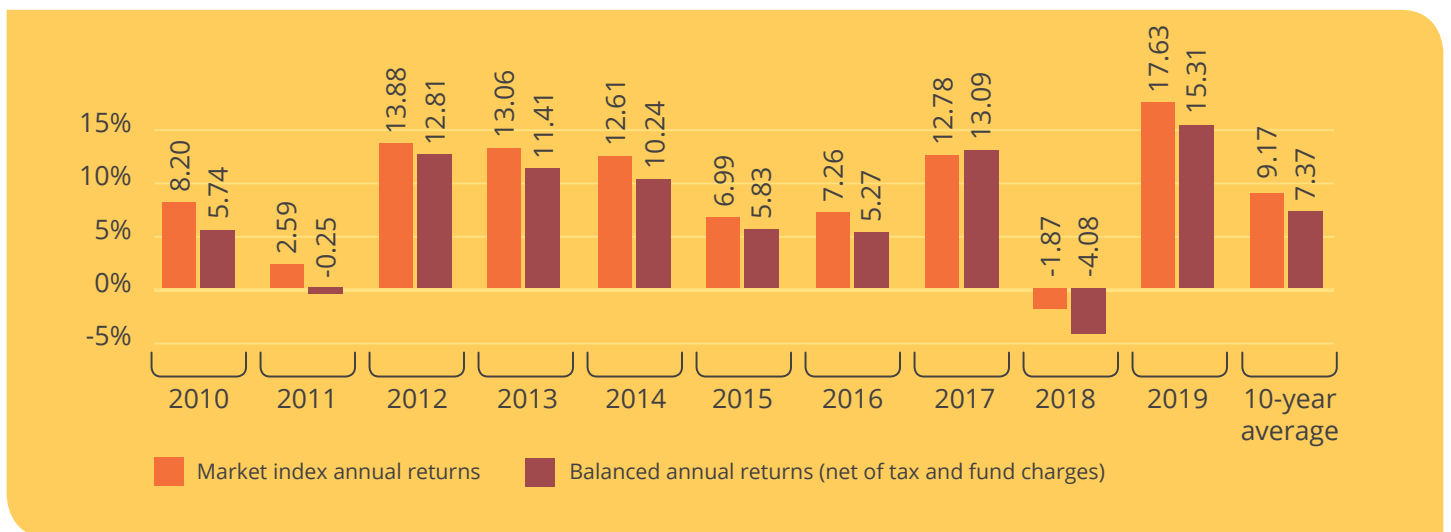
How has the fund performed?

	Average over past 5 years	Past year
Annual return (after deductions for charges and tax)	6.86%	15.31%
Annual return (after deductions for charges but before tax)	8.05%	16.84%
Market index annual return (reflects no deduction for charges and tax)	8.36%	17.63%

The market index annual return is based on the returns of a composite index. The composite index is made up of the individual asset class benchmark indices used to measure the performance of each underlying fund/asset class into which the fund invests. Accordingly, the market index annual return for the fund is a composite return, calculated using the weighted average return of the benchmark indices used to measure the performance of the underlying funds/assets into which the fund invests. The weighting for each benchmark within the composite is equal to the strategic asset allocation weighting for that asset class. This market index return provides a relative measure of the fund's performance. The individual asset class benchmarks for global equities and global high yield changed during the year for consistency with changes made by the underlying fund manager to better reflect the relevant underlying funds' investment strategy and investable universe.

Further information about the market index is available on the offer register at www.disclose-register.companiesoffice.govt.nz.

Annual return graph



This shows the return after fund charges and tax for each year ending 31 December for each of the last 10 years ending 31 December. The last bar shows the average annual return for the last 10 years, up to 31 December 2019.

Important: This does not tell you how the fund will perform in the future.

What fees are investors charged?

Investors in Balanced are charged fund charges. In the year to 31 December 2019, these were:

	% of net asset value
Total fund charges	0.69%
Which are made up of:	
Total management and administration charges	0.69%
Including:	
Manager's basic fee	0.00%
Other management and administration charges	0.69%
Total performance-based fees	0.00%
	Dollar amount per investor or description of how charge is calculated
Other charges	
Administration fee	\$52.32 per annum (retained members only)

Investors may also be charged individual action fees for specific actions or decisions (for example, withdrawing from or switching funds). See [Section 5 of the other material information](#) document on the offer register at www.disclose-register.companiesoffice.govt.nz for more information about those fees. Small differences in fees and charges can have a big impact on your investment over the long term.

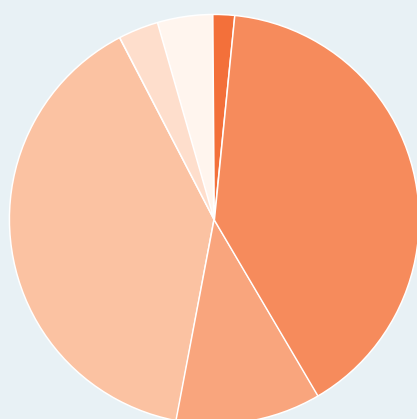
Example of how this applies to an investor

Mary had \$10,000 in the fund at the start of the year and did not make any further contributions. At the end of the year, Mary received a return after fund charges were deducted of \$1,684 (that is 16.84% of her initial \$10,000). This gives Mary a total return after tax of \$1,531 for the year.

What does the fund invest in?

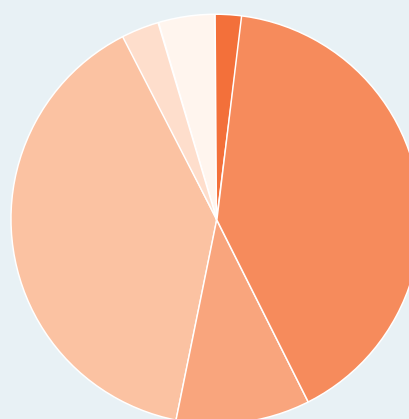
This shows the types of assets that the fund invests in.

Actual investment mix



● Cash and cash equivalents	1.97%
● International fixed interest	39.71%
● Australasian equities	11.14%
● International equities	39.74%
● Listed property	3.08%
● Other ¹	4.36%

Target investment mix



● Cash and cash equivalents	2.00%
● International fixed interest	40.50%
● Australasian equities	10.50%
● International equities	39.50%
● Listed property	3.00%
● Other ¹	4.50%

Top 10 investments

Asset name	% of fund net assets	Type	Country	Credit rating
ANZ Wholesale Cash Fund	1.97%	Cash and cash equivalents	New Zealand	
New Zealand Dollar Cash Deposit (State Street Bank & Trust)	1.46%	Cash and cash equivalents	New Zealand	AAA
US Dollar Cash Deposit (State Street Bank & Trust)	1.29%	Cash and cash equivalents	United States	AAA
A2 Milk Company Limited	1.21%	Australasian equities	New Zealand	
Fisher & Paykel Healthcare Limited	0.99%	Australasian equities	New Zealand	
Spark New Zealand Limited	0.89%	Australasian equities	New Zealand	
Contact Energy Limited	0.69%	Australasian equities	New Zealand	
Auckland International Airport Limited	0.63%	Australasian equities	New Zealand	
Meridian Energy Limited	0.60%	Australasian equities	New Zealand	
Australian Dollar Cash Deposit (State Street Bank & Trust)	0.56%	Cash and cash equivalents	Australia	

The total value of the above 10 individual assets is 10.29% of the net asset value of the fund.

The fund's exposure to international fixed interest, international listed property and international equities is 100% hedged to the New Zealand dollar.

Key personnel

Name	Current position	Time in current position	Previous or other current position (if relevant)	Time in previous or other position
Adrienne Cleland	Board member of UniSaver Limited	11 years 0 months		
Carolyn Dimond	Board member of UniSaver Limited	4 years 6 months		
Sarah Graydon ²	Board member of UniSaver Limited (and licensed independent trustee)	6 months	Scheme trustee (various) (current position)	9 years 0 months
Ian Russon	Board member of UniSaver Limited	3 years 0 months	UniSaver licensed independent trustee	1 year 8 months
Alister Van der Maas ²	Managing Director, Russell Investments	8 years 8 months	Director, Deutsche Bank, London	3 years 0 months

Further information

You can also obtain this information, the PDS for UniSaver New Zealand and some additional information from the offer register at www.disclose-register.companiesoffice.govt.nz.

Notes

¹ 'Other' consists of global high-yield bonds.

² Sarah Graydon and Alister Van der Maas have not been named in a previous fund update for Balanced.