

# 2018 UNISAVER NEW ZEALAND FUND UPDATE BALANCED

For the year ended 31 December 2018



This update was first made publicly available on 22 October 2020.

This is a replacement fund update. It replaces the 31 December 2018 Balanced fund update first made publicly available on 29 March 2019. The total fund charges for the scheme year set out under the heading 'What fees are investors charged?' have been corrected. The correct total fund charge is 0.70%, which replaced the previously disclosed total fund charge of 0.62%. As a consequence of that correction, the annual returns (after deductions for charges but before tax) stated in the table under the heading 'How has the fund performed' have been recalculated and the fees example under the heading 'Example of how this applies to an investor' has been adjusted to reflect the correct annual returns that applied to an investor for the scheme year ended 31 December 2018.

## What is the purpose of this update?

This document tells you how Balanced has performed and what fees were charged. The document will help you to compare the fund with other funds. UniSaver Limited prepared this update in accordance with the Financial Markets Conduct Act 2013. This information is not audited and may be updated.

## Description of this fund

Balanced is a balanced investment option with a slight emphasis on growth assets. Its principal objective is to achieve returns of 2.25% above inflation over rolling 7-year periods, while keeping the risk of a member losing more than 15% after inflation in any one year reasonably small.

Total value of the fund	\$650,025,010
Number of investors in the fund	7,117
The date the fund started	1 March 1993

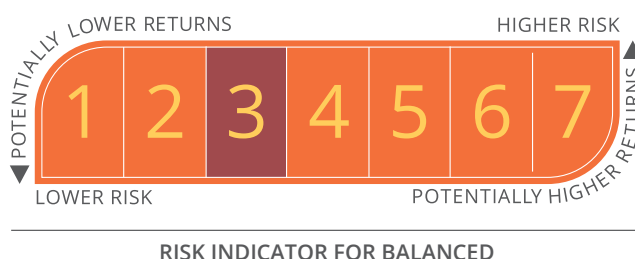
## What are the risks of investing?

The risk indicator is rated from 1 (low) to 7 (high). The rating reflects how much the value of the fund's assets goes up and down. A higher risk generally means higher potential returns over time but more ups and downs along the way.

To help you clarify your own attitude to risk, you can seek financial advice or work out your risk profile at [www.sorted.org.nz/tools/investor-kickstarter](http://www.sorted.org.nz/tools/investor-kickstarter).

Note that even the lowest category does not mean a risk-free investment, and there are other risks that are not captured by this rating. This risk indicator is not a guarantee of a fund's future performance. The risk indicator is based on the returns data for the past five years. While risk indicators are usually relatively stable, they do shift from time to time. The risk indicator will continue to be updated in future fund updates.

See the product disclosure statement (PDS) for more information about the risks associated with investing in this fund.



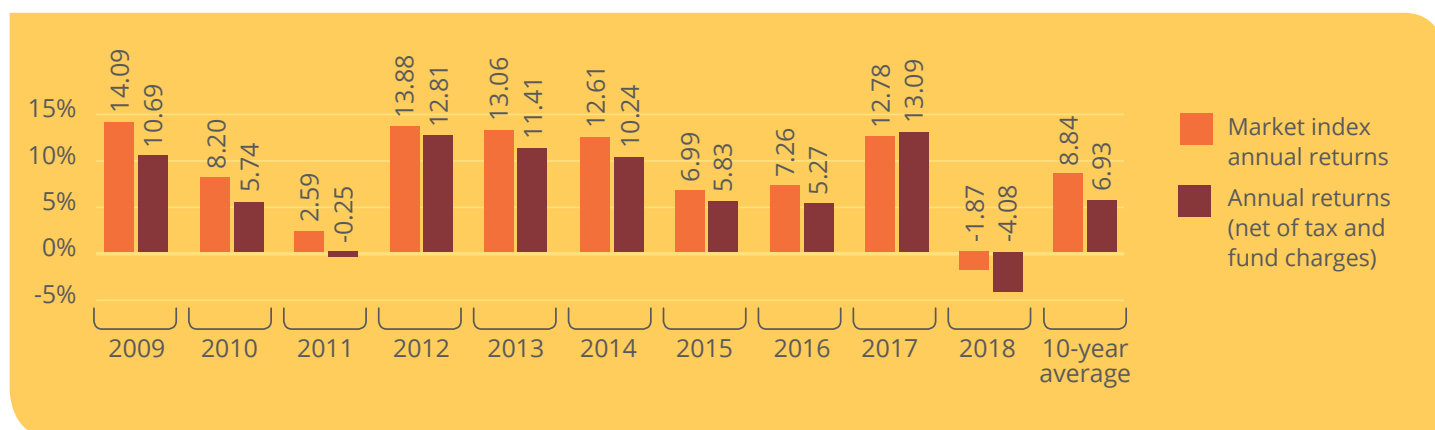
## How has the fund performed?

	Average over past 5 years	Past year
Annual return (after deductions for charges and tax)	5.91%	(4.08%)
Annual return (after deductions for charges but before tax)	7.16%	(3.26%)
Market index annual return (reflects no deduction for charges and tax)	7.42%	(1.87%)

The market index annual return is based on the returns of a composite index. The composite index is made up of the individual asset class benchmark indices used to measure the performance of each underlying fund/asset class into which the fund invests. Accordingly, the market index annual return for the fund is a composite return, calculated using the weighted average return of the benchmark indices used to measure the performance of the underlying funds/assets into which the fund invests. The weighting for each benchmark within the composite is equal to the strategic asset allocation weighting for that asset class. This market index return provides a relative measure of the fund's performance.

Further information about the market index is available on the offer register at [www.disclose-register.companiesoffice.govt.nz](http://www.disclose-register.companiesoffice.govt.nz).

## Annual return graph



This shows the return after fund charges and tax for each year ending 31 December for each of the last 10 years ending 31 December. The last bar shows the average annual return for the last 10 years, up to 31 December 2018.

**Important: This does not tell you how the fund will perform in the future.**

## What fees are investors charged?

Investors in Balanced are charged fund charges. In the year to 31 December 2018, these were:

	% of net asset value
<b>Total fund charges</b>	0.70%
Which are made up of:	
<b>Total management and administration charges</b>	0.70%
Including:	
Manager's basic fee	0.00%
Other management and administration charges	0.70%
<b>Total performance-based fees</b>	0.00%
<b>Dollar amount per investor or description of how charge is calculated</b>	
<b>Other charges</b>	
Administration fee	\$52.32 per annum (deferred members only)

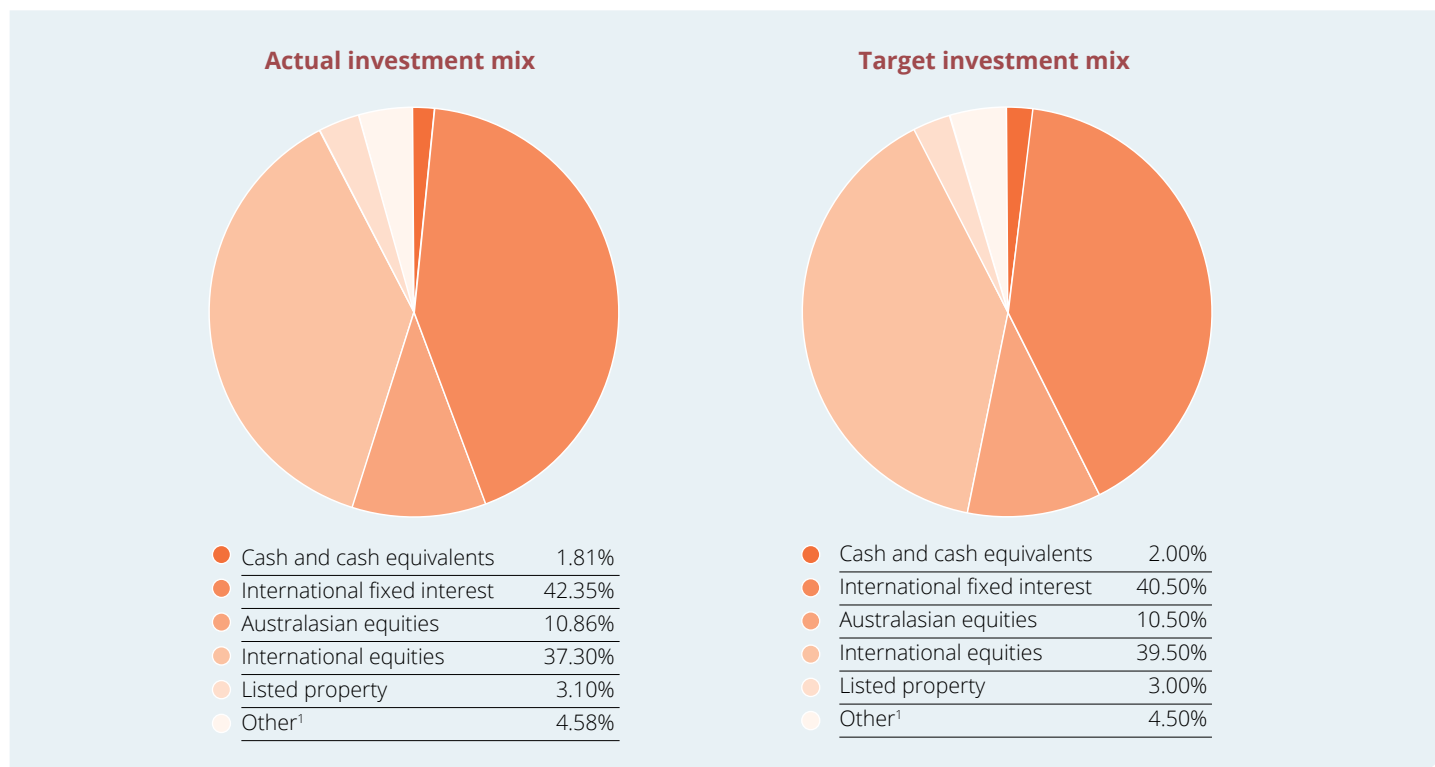
Investors may also be charged individual action fees for specific actions or decisions (for example, withdrawing from or switching funds). See the 'Fees' document on the offer register at [www.disclose-register.companiesoffice.govt.nz](http://www.disclose-register.companiesoffice.govt.nz) for more information about those fees. Small differences in fees and charges can have a big impact on your investment over the long term.

## Example of how this applies to an investor

Mary had \$10,000 in the fund at the start of the year and did not make any further contributions. At the end of the year, Mary incurred a loss after fund charges were deducted of \$326 (that is -3.26% of her initial \$10,000). This gives Mary a total loss after tax of \$408 for the year.

## What does the fund invest in?

This shows the types of assets that the fund invests in.



## Top 10 investments

Asset name	% of fund net assets	Type	Country	Credit rating
ANZ Wholesale Cash Fund	1.81%	Cash and cash equivalents	New Zealand	
New Zealand Dollar Cash Deposit (State Street Bank & Trust)	1.27%	Cash and cash equivalents	New Zealand	AAA
A2 Milk Company Ltd	1.16%	Australasian equities	New Zealand	
Federal National Mortgage Association 3.50% 14/01/2019	1.03%	International fixed interest	United States	AAA
Federal National Mortgage Association 3.50% 14/02/2019	0.87%	International fixed interest	United States	AAA
Spark New Zealand Ltd	0.74%	Australasian equities	New Zealand	
Australian Dollar Cash Deposit (State Street Bank & Trust)	0.73%	Cash and cash equivalents	Australia	AAA
US Treasury Notes or Bills 2.00% 31/12/2021	0.71%	International fixed interest	United States	AAA
Contact Energy Ltd	0.68%	Australasian equities	New Zealand	
Fisher & Paykel Healthcare Ltd	0.66%	Australasian equities	New Zealand	

The total value of the above 10 individual assets is 9.65% of the net asset value of the fund.

The fund's exposure to international fixed interest, international listed property and international equities is 100% hedged to the NZ dollar.

## Key personnel

Name	Current position	Time in current position
Adrienne Cleland	Board member of UniSaver Limited	10 years and 0 months
Carolyn Dimond	Board member of UniSaver Limited	3 years and 6 months
Michael McAlpine <sup>2</sup>	Board member of UniSaver Limited	6 months
Wayne Morgan	Board member of UniSaver Limited	13 years and 0 months
Ian Russon	Board member of UniSaver Limited (and licensed independent trustee)	2 years and 0 months (and 1 year and 2 months as licensed independent trustee)

## Further information

You can also obtain this information, the PDS for UniSaver New Zealand and some additional information from the offer register at [www.disclose-register.companiesoffice.govt.nz](http://www.disclose-register.companiesoffice.govt.nz).

## Notes

<sup>1</sup> 'Other' consists of global high-yield bonds.

<sup>2</sup> Michael McAlpine has not been named in a previous fund update for Balanced.